

Shiaulley lum-lane

MANX MODEL BOAT CLUB NEWSLETTER



Established 1985

Volume 2 issue 2 2014

Newsletter Date April May June

Season's first event - "Blind Steering"

Well, we are underway with a new season and succeeded with the first event, the "blind steering", so called because the skipper of the boat on the course is blind folded. (Actually he wears paint obscured safety glasses and proof of that is the traces of green paint sported by all the participants.)



The weather played ball, bright and blustery and quite cold on the hands.

Ten hardy entrants took part together with a few interested spectators helped to create a small yet interested watching gallery.

As usual, entrant's names are drawn from a hat to decide the pairings, and the running order. The course was kept simple but had enough gates and channel to test the skipper's mate to keep the instructions flowing for a clear round.

First away were the pairing of Roy Watterson and Graham Clague. As you can see, Roy was so confident he was given verbal instruction to Graham with his eye's shut.

After the first round of five runs, Jason Quayle led on (1 point), Scott Booth second (6), Josh Hannay third (7), Norman Cadwallader fourth (18) and Graham Clague fifth (20).

For the second round the pairs swap over. The honours for this round went to Roy (clear) with Jason Fleming close behind (1), yours truly (7) Cameron (16) and Steve Downe (16).

Commodore Bob Bagshaw produces two prizes for this fun event the best individual and best pair. On the day (as always) Roy Watterson took the individual and the best pair were the two Jasons, Quayle and Fleming.

Of much interest too, young Josh Hannay, an impressive run, we'd better be on our toes one thinks.

Nice to see on the day, Norman Cadwallader's paddle boat "Reliant" though unfortunately sidelined due to rudder servo failure.

Ed.



Special points of interest:

- RESULTS FIRST TWO COMPETITIONS
- ELECTRONICS FOR SWITCHING
- STEERING AT ONCHAN
- COMMODORES SPECIAL CHALLENGE EVENTS PROPOSALS
- THE EDITOR'S ATTIC ANTICS THIS WINTER - WHAT DID HE GET UP TO?
- THE BACK PAGE WHO SANK?

Inside this issue:

BLIND STEERING	1
YACHTING AT RAMSEY	2
EDITORS COMMENTS	3
ELECTRONIC PROJECT	3
ONCHAN STEERING AND RESULTS	4/5
COMMODORE'S CHALLENGE UNVEILED	6
WHAT I DID THIS WINTER	7

Blind steering - JOINT			Blind Steering - INDIVIDUAL	
FIRST run	SECOND run	points		
J Quayle	J Fleming	2	Roy Watterson	0
G Clague	R Watterson	20	Jason Fleming	1
S Booth	C Watterson	22	Jason Quayle	1
J Hannay	S Downe	23	Scott Booth	6
N Cadwallader	K Holland	25	Josh Hannay	7
			Kim Holland	7
			Steve Downe	16
Best Junior	Josh Hannay		Cameron Watterson	16
			Norman Cadwallader	18
			Graham Clague	20

MANX MODEL BOAT CLUB

present for your enjoyment



BRIAN KING 628156
kingb@manx.net



VINTAGE AND Radio controlled Yachts

20th April 2014

Easter Sunday

Mooragh Park Lake

Lakeside centre

RAMSEY

2 to 4:30pm



*Some of last years
collection of vintage yachts
on display at the Ramsey
lakeside area*

www.manxmodelboatclub.org
newsMMBC@wm.im

Editors comment

In my last Newsletter I asked for any items or articles, but there are none forthcoming as yet. Please don't be shy, it is your Newsletter for you the Club membership, so anything from you shares the burden as it were.

Nice to find that you all managed to negotiate the new system of delivery (via Dropbox) and if you are still not happy doing it that way then the exact same copy and quality of file is available from the Club's website (albeit a couple of days later). I reiterate, there is no requirement to join Dropbox nor to download any software of theirs, its just the Newsletter file you seek. As I stated it makes my life easier in not filling my user

quota with my provider, and it does not fill your inbox either.

On that note, I have found that I get several returns on emailings notifying me that the delivery cannot be made because the recipients inbox is full. All I can request is that you delete or move items to free up space, I cannot send items again as I've no way of anticipating room in your inbox.

Two events already run this year, and we've deliberately kept events spaced out as far as possible. Next up is Easter Sunday yachting at Ramsey's Mooragh park.

Last weekend, whilst washing cars for charity, I met with Bill Dale. He explained

he's soon to start up a new Northern paper, along the lines of the Peel City Guardian, to cover the West and North, around as far as Laxey too. He already has the Southern Chronicle to his name and he told me he'd be delighted to receive news of what's going to happen and stories of how they went. So look out for items there too.

Ed



I know its early, but Mannanan 2014 is only a month away, so time to get those new boats ready, dust of some of the others and look out for entry news and forms.

Keep an eye on the web-site for updates. Ed

Do you do electronics - build your own r/c switch

I don't know if you do as I do, but sometimes, now I'm retired, I look for things to keep the old grey matter ticking over.

You may have seen the navigation buoys I made (from card) for an RYA instructor and his request for light characteristics took me into programmable chips and the Arduino boards.

Something a bit simpler was required, and quite why, I cannot explain. But I was going through the contacts list from last years Warwick Show. The Luton MBC also have a Newsletter, and amongst some of the items I came across a list of electronic projects that one of their members was using - not his, but free projects

he'd found on the web and used.

The first that struck me as useful was a radio controlled switch. Yes, we can buy them,, but why not make your own.

Then there was the slow sweep servo drive, just the thing for warship turret movements, and several other items too.

Their web address is at the end of this article.

So I set about making the switch. I had almost all the required items in stock (those navigation buoys were a nightmare before I found the Arduino board!)

I could use it for the new Ramborator, remotely


switching the navigation lights, towing/pushing lights and even changing to river lights from sea going lights.

Once the 0.47uF capacitors arrive I'll let you know how I got on. Yep, guaranteed to happen, just one item not in the electrics box and the whole project stops.

Still, I've nearly finished the switch and the slow sweep servo drive.

Here's that web address, have fun, Ed.

http://www.lutonmodelboat.co.uk/frame_hints.html



The switcher unit

Steering competition, Onchan - April 6th

Jason Quayle highlighted the weather forecast on the Thursday before, it could get wet and windy. By Saturday he'd updated to say after discussions the decision was to go ahead, the weather would improve during Sunday afternoon, though be prepared to start a bit later than 2pm. I want their crystal ball!

I traveled up via the Coast Road, thought I'd get an idea for the weather that way. Yes, wet and very-windy.

Arriving at Onchan nice and early to get a car park slot, I and Steve Downs found it already full, children's party apparently, I mean how dare they, partying in that weather, and we wanting to sail our boats.

A discussion at the water's edge and we decided that the only suitable location to try and run the event was using the motor boat quay and southern end. The wind was strong, 5/6 S, but at least it was dry.

OOD Jason Fleming set up the course assisted by early arrivers. The course, designed by John Williams had some nice variations to it from normal, made all the more difficult by the strong wind, now starting to be gusty too.

We tried to lay most of the obstacles at an angle to the wind, to add to the skill required. Unfortunately the harbours were not present, but a suitable sunken version of the "Road Cones" was pressed into being.

Then, just as we had taken the entrants names and boats and were ready to start, rain came hurtling up from the Bay. "Just a shower", enough to douse Billy's pipe and for one of the would be participants to throw in the towel, we tried a start. AND then it stopped, the sun broke through, the wind went round slightly to the SW and dropped, and kept decreasing throughout the rest of the afternoon.

The early runners had strong wind conditions, and every-

one had to suffer the odd strong gusts, but we managed to complete the event together with timed runs and stay dry and stay for some free sailing too.

Hats off to Steve Downe and to Graham Clague for sailing their big battleships. Tough enough on a normal day, but in that wind they did really well indeed. And that young man again, Josh. Quite frightened all the regulars with a clear round, and then takes second spot in the run-off against the clock versus Jason Quayle and Cameron Watterson.

A pity the weather was as it was, but what a nice afternoon, and quite a few passers by stayed to watch. It seems that end of the lake with pedestrian access for viewing all around the bend and that we set the course close in for a lee all made it far more visible to watchers. Even the Commodore commented that he could see his way round.

Results in table on next page. Ed



Meet "NUDGER" my new boat - Ed.

AND THAT
YOUNG MAN
AGAIN, JOSH.
QUITE
FRIGHTENED ALL
THE REGULARS
WITH A CLEAR
ROUND, AND
THEN TAKES
SECOND SPOT
IN THE RUN-OFF



What a difference an hour makes
Andromeda and Maid of Erin - "Job done!".



Brian Swinden and Steve Downe on the course in front of the packed viewing gallery

Steering competition RESULTS

Steering over 1 meter				
<u>position</u>	<u>1st run</u>	<u>boat</u>	<u>Points lost</u>	<u>2nd run - secs</u>
1	Cameron Watterson	Golden Sun	0	nr
2	Jason Quayle	Loyal Watcher	1	nr
3	Roy Watterson	Golden Sun	4	nr
4	Steve Downe	Prince of Wales	8	nr
5	Graham Clague	Bismark	9	nr
w/d	Alan Gough	Osprey	w/d	nr

Steering under 1 meter				
<u>position</u>	<u>1st run</u>	<u>boat</u>	<u>Points lost</u>	<u>2nd run - secs</u>
1	Jason Quayle	Parat	0	150
2	Josh Hannay	"Fishing boat"	0	212
3	Cameron Watterson	Andomeda	0	216
4	Roy Watterson	Guardsman	1	-
5	Brian Swinden	Wyeforce	2	-
6	Alan Gough	TID 33	7	-
7	Bob Bagshaw	Shite Hawk	18	-
8	Scott Booth	Elaine	20	-
w/d	Jason Fleming	Coastguard Boat	w/d	-

Steering - mini class - timed as well				
<u>position</u>	<u>1st run</u>	<u>boat</u>	<u>Points lost</u>	<u>2nd run - secs</u>
1	Cameron Watterson	Maid of Erin	0	131
2	Kim Holland	Nudger	1	138
3	Brian Swinden	Genevieve	5	239
4	Roy Watterson	Our Lads	6	136
5	Jason Fleming	Ramborator	7	145

Commodore's challenge events 2014

At the last committee meeting, March, the Commodore laid before the committee some ideas for fun participation events.

Those at the recent steering competition may have witnessed one of them - no not his run on the course, but his straight runner curving its way into the tire barriers during the free sailing.

His idea, and I stress one of several, is, for a small fee (to cover cost of parts about £3), to build a straight runner from his "kit". The runner must be built according to specified rules, see below, but material and design are entirely up to entrant.

A variation of the straight runner is the radio controlled runner. You set your speed on the boat, stabilize the course, then do not touch the rudder stick again till either you pass the scoring posts or bail out because of imminent danger of hitting something.

Another idea floated was to build cardboard sail boats to the footy design, and yes cardboard water proofed with varnish etc. Sails to be made from carrier bags etc.

Another idea came up of an elastic powered boat, 4 postman's elastic bands being used (the red ones) and in this competition it is both for speed on a set distance

and also maximum distance traveled.

And then we thought, lets do it one afternoon, possibly a Sunday afternoon, at Milntown perhaps. They get an event for fun and we get to enjoy ourselves messing about with boats.

We could even call it "A Boating Sports Day". All you really want to complete it is to hire the old coach from Tours and travel en mass in style!



The basic wedge shape, this is a 1 meter boat. "Looks like he's about to throw it!"

Rough rules for Commodores straight running challenge

HULL DESIGN PARAMETERS - (see below for running gear)

- 1 maximum hull length = 500mm. +/- 5mm – no limit to beam
- 2 Fins /rudders not to extend beyond transom perpendicular nor in front of bow perpendicular at deck level
- 3 Any pointed bow to reach maximum beam by 250 mm from front. Hull can then be parallel back to transom (i.e. no WEDGES)
- 4 Total side area of all underwater fins/rudders/skegs/dagger plates etc not to exceed 78 cm² – full - length keel counts as a fin – NO air fins permitted
- 5 Maximum power = 4 AA 1.5V

for 6 boats (to start with) which I will supply to each entrant for a sub to the club funds of £3 then every one will be on the same footing.

B My first thoughts are that this type of competition would be best at Onchan Park OR the Avago pool – to facilitate launching. [Milntown is also possible - Ed]

C Target buoys = Bull, Inner and outer scoring 10 , 8 and 6 - say 2 ft apart for starters in the Avago pool, 3 feet at Onchan

As there will only be a few competitors this competition is likely to be run in conjunction with other sailing so the latter will be asked to avoid disturbing the course with their washes

Commodores comment

- A I have a small supply of props and shafts, battery boxes, connectors switches and small motors enough

Contact me or Bob when you see him, he's keen for you to get started!

Bob.Com

TILL EITHER YOU PASS THE SCORING POSTS OR BAIL OUT BECAUSE OF IMMINENT DANGER OF HITTING SOMETHING



Here's the finish line and way over there is the start line. I think you require boots!

What did you do this Winter - well here's some I started

I was thinking I'd not done much this Winter, so thought I'd go through the records and just confirm that.

Bit of a shock really, no wonder I'm being threatened with wallpapering and painting jobs.

After Warwick I set about completing a set of navigation buoys for an RYA trainer, complete with working light sequences. This taught me some useful stuff regarding the Arduino programmable units.



A set of sails was requested at Warwick for a Metcalf pond yacht Moonbeam, completed and sent before Christmas.


Restoration of a IOM yacht was started, one of the Club members showed interest in trying this side of the hobby so I said I'd get one ready for him.



I always like to have several jobs on the go, so I also started a copy set of sails for David Faulkner of Peel for one of his vintage yachts.

Also from Warwick I'd agreed a new challenge in sails, a complete set of 29

at 1:96 scale for tea clipper Thermopylae. This involved converting vacuum formed sails to two dimensions for drawing and coloring on the computer. These were then printed onto "lawn cotton" and then glued and sewn for bolt ropes, then shaped in a spray of weak PVA for wind




effect.

Of course, I couldn't refuse a ramborator, so one of those got started, and not satisfied with the simple wheel house, I've set myself a target of four interchangeable ones.

Nudger, as she's named appeared at the recent steering competition at Onchan.

The wheel house is nearly done, I'm playing with the wiring and have the mast to make. Another project is the radio controlled switch I'm making for the lights, hence a delay.

Some time was spent pondering the PT boat build last seen at the Peel Show last year. Still trying to save as much weight as possible. It has three hydra ESC and brushless motors. The shafts and rudders are in and all the engine brackets and wiring looms have been



planned, or built but I still need to do the final fix.

Ron Hook this March requested a set of sails for his "prawner" so they have been duly made in some of ModellingTimbers maroon colored Egyptian cotton.

Last year I did a conversion of the r/c Severn lifeboat for a lad from N Wales who had visited the House of Manannan display (every day). This one was much easier, and I added twin motors with tank steering plus a blue flashing light. The build is for a new bud-



ding member, Gordon Cox and will make its Silverdale debut very soon.

Then there's the two electronics projects, the r/c switcher unit and the slow motion servo driver under way.

And amongst all that I even had time to perform in my first pantomime at Ramsey during the stormy last few nights of January. Suprisingly I've been recalled and given a part for next year so I must find something to occupy my time.

Oh, got to go, its that time of year when we start events and now the allotment needs digging. Who said you'd get bored when you retire.

Phew Ed



And then there's this one to pass the time of day, 58mm long

I always like to have several jobs on the go, so I also started a copy set of sails for David Faulkner of Peel for one of his vintage yachts.



And how could I forget this project I talked myself into with JQ at Warwick

Spring is in the air, so lets go sailing and things.....

MANX MODEL BOAT CLUB NEWSLETTER

Items for the newsletter may be sent via the secretary or direct to me as written or computer documents.

Kim Holland
Greystones, 3 Lumby Terrace
Shipyards Road
Ramsey
IM8 3DW

Phone: 815624
E-mail: newsMMBC@wm.im

www.manxmodelboatclub.org

Committee - a few jottings

At the last meeting we ratified the version of the child safety policy for this year.

A request was made to remind members to renew memberships, as you should have already done to be reading this.

The committee have agreed to define each regular event via a set of generic rules so that we have a record of what trophies go with what, who and what are eligible for entry, and what the general rationale is behind the event. Precise rules are drawn up for each

event.

Keith Jewell agreed it a good idea, as many changes had been made down the years. It was noted that Mannanan is the Club standard, and rules from that are used as a basis for other competitions.

The Commodore talked us through his idea for Club Challenges, boating events with a difference. Some are itemised earlier. Others include "pop-pop" boats and boats made from bottles.

One or two chaps are attending the Haydock Model Boat Convention. I and Theresa are attending and displaying with some colleagues as the "Vintage Crew" displaying a variety of bits and bobs for the VMYG - Vintage Model Yacht Group.

I have details of the event if anyone wants information or a contact name and address for details.

Sail loft secrets - [the bean spillers].

I've not been a regular down at Silverdale this year, weather and fuel costs combine.

Well the other day I arrived with my new springer, and yes I'd brought the wrong battery for the transmitter (Planets only use 4 AA not a 8 xAA pack). Still new sails to Hookie so at least one job done right. Then I espied JQ's submarine sitting disassembled on the bench. It had suffered a flooding, loss of a propeller, disabled steering rods and had had to be res-

cued by Billy, a rope and a lump of lead. Sounds simple, but here's more. Watching this is a battleship skipper, shall we say Bismark, well as he's ogling the action his boat does its own thing - astern at speed into the wooden belting by the entrance ramp - takes out the stern flag pole and a lump of deck. So three things to remember 1) bring correct batteries 2) check seals when you change them 3) stop your boat before watching the action!

And for those who know, Nudger is a Kung-fu martial art hamster, and I've now got his American cousins, who joust with banjos the "Deliverance" way - No, not squeak piggy squeak (how dare you).

Always wanted—ideas for the next issue.

One item I'll cover will be the use and need for the failsafe modes on units to be understood and set, and what happened to me because I ignored it. Ed

Come on, own up and pay your subs for this year!

Rules are that you cannot enter competitions unless your subs are up to date.

